



Republic of the Philippines  
**Department of Education**  
NATIONAL CAPITAL REGION  
SCHOOLS DIVISION OFFICE OF MUNTINLUPA CITY

FEB 09 2023

Advisory No. 047, s. 2023  
February 8, 2023

In compliance with DepEd Order (DO) No. 8, S. 2013  
This advisory is issued for the information of DepEd officials,  
personnel/staff, as well as the concerned public.

**DATA STORYTELLING AND VISUALIZATION USING SPREADSHEET IN-  
DEPTH TRAINING WORKSHOP**

Attached is DepEd NCR Advisory No. 048 s. 2023 dated February 6, 2023 on the above-captioned title, contents of which are self-explanatory, for the information and guidance of all concerned.

Participation of public and private schools shall be subject to the no-disruption-of-classes policy stipulated in DepEd Order No. 9, s, 2005 entitled Instituting Measures to increase Engaged Time-on-Task and Ensuring Compliance Therewith.




Moreover, schools are reminded of the "No Collection and No selling of Tickets Policy" stipulated in DepEd Order Nos. 19 and 40, s. 2008 and RA Nos. 4206 and 5546.

  
**NERISSA ROXAS-LOMEDA PhD**  
OIC-Assistant Schools Division Superintendent

MMA/ DATA STORYTELLING AND VISUALIZATION USING SPREADSHEET IN-DEPTH TRAINING WORKSHOP  
047/February 8, 2023

AD-2023-047




 Student Center for Life Skills Bldg., Centennial Ave, Brgy Tunasan,  
Muntinlupa City  
 (02) 8805 - 9935, (02) 8805 - 9940  
 sdo.muntinlupa@gmail.com



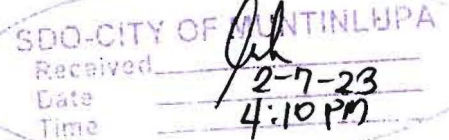
047



Republic of the Philippines  
**Department of Education**  
NATIONAL CAPITAL REGION



Advisory No. 048 s. 2023  
February 6, 2023



In compliance with DepEd Order No.8, s. 2013  
This advisory is issued not for endorsement  
but for the information of DepEd Officials/ Personnel/  
Staff as well as the concerned public per DepEd Order No. 28, s. 2021

**Data Storytelling and Visualization using Spreadsheet In-depth  
Training Workshop - March 22 to 23, 2023 (ZOOM-Platform)**

STRATOne is inviting all interested participants to attend the Data Storytelling and Visualization using Spreadsheet In-depth Training Workshop on March 22 to 23, 2023 via Zoom Platform.

The objectives of the training-workshop are the following:

1. Train participants to convince stakeholders through storytelling with data
2. Learn how to create convincing and effective data visualization
3. Learn how to create rich informative data graphs
4. Learn how to craft compelling narratives with data
5. Learn how to format your graphs for impact
6. Learn how to turn default graphs from tools such as Excel and Google Sheets into effective data communications

For more information about the Training-Workshop, please contact STRAT One, Yakal Road, Tunasan, Muntinlupa City, Tel. no: 02-8-801-5903/09984604375.

PPRD/rbd



Misamis St., Bago Bantay, Quezon City  
Tel. Nos.: 8920-5824; 8926-2213 loc. 801  
Email Address: ncr@deped.gov.ph  
Website: <http://www.depedictncr.wordpress.com>

From: **Data Science and Research Webinars (STRATOne)** <[datascience17@strat1oh.com](mailto:datascience17@strat1oh.com)>

Date: Sat, Feb 4, 2023 at 6:57 AM

Subject: INVITATION: Data Storytelling and Visualization using Spreadsheet In-depth Training Workshop - March 22 to 23, 2023 (via ZOOM)

To: ncr <[ncr@deped.gov.ph](mailto:ncr@deped.gov.ph)>

**Data Storytelling and Visualization using Spreadsheet In-depth Training Workshop**  
**- March 22 to 23, 2023 (ZOOM)**

Did you know that you can create an elegant and powerful data visualization using a Spreadsheet alone? Data visualization and storytelling are skills that every data-driven organization must cultivate among its workforce.

Stop spending millions of pesos on costly software subscription, use the software available in your computer.

Data Visualization and Storytelling are simple, efficient ways of communicating complex data and information through easy-to-understand charts, maps, and graphs. It is a skill that every employee needs to possess for an organization to be agile and competent. There are three common challenges (Robbins, 2011) statisticians and others face when preparing data for presentation include poor options and defaults in many software packages used for creating graphs, managers and colleagues who are socialized to expect figures that attract attention, and poor instructions from conference organizers.

Allow us, STRATONE, help you in resolving and create powerful presentation through Data Storytelling and Visualization using Spreadsheet In-depth Training Workshop - March 22 to 23, 2023 (21.24 training hours).

Objectives:

- Train participants to convince stakeholders through: storytelling with data.
- Learn how to create convincing and effective data visualization.
- Learn how to create rich informative data graphs.
- Learn how to craft compelling narratives with data.
- Learn how to format your graphs for impact.
- Learn how to turn default graphs from tools such as Excel and Google Sheets into effective data communications.

To access the course outline, description, and program of activities, send us an email.