



Republic of the Philippines
Department of Education
NATIONAL CAPITAL REGION
SCHOOLS DIVISION OFFICE OF MUNTINLUPA CITY

DIVISION MEMORANDUM

FEB 27 2025

**GIRL SCOUTS OF THE PHILIPPINES (GSP)
WORLD THINKING DAY (WTD) 2025**

- To: OIC – Assistant Schools Division Superintendent
Chief Education Supervisor, Curriculum Implementation Division
OIC - Chief Education Supervisor, School Governance and Operations Division
Public Elementary and Secondary School Principals / OICs
All Others Concerned
1. Girl Scouts of the Philippines (GSP) NHQ Circular No. 2, s. 2025, re: World Thinking Day (WTD) 2025 Celebration which will be on September 15-21, 2024, with a theme: “Our Story”
 2. Relative to this, GSP Troop Leaders of each school is encouraged to conduct the suggested activities for the girls to earn the WTD badge. Attention is invited to paragraph 4 of the attached circular.
 3. Submit the report directly to the National Headquarters, Program Division at email address nhqprogram@gmail.co by using the World Thinking Day Celebration 2025 Report Form(Attachment B) along with action photos and narrative report on or before March 30, 2025.
 4. Fill out the attached WTD badge pre-order form (attachment C) and submit the form at email address gspnhqnes@gmail.com
 5. Immediate and wide dissemination of this Memorandum is desired.


VIOLETA M. GONZALES

Assistant Schools Division Superintendent
Officer-in-Charge
Office of the Schools Division Superintendent ✓

Encl: As stated
To be indicated in the Perpetual Index
under the following subjects:

SCOUTING PROGRAM ACTIVITIES CELEBRATION

MMA/GIRL SCOUTS OF THE PHILIPPINES (GSP) WTD CELEBRATION 2025

087 / February 25, 2025

UN-2025-087



Student Center for Life Skills Bldg., Centennial Ave, Brgy. Tunasan, Muntinlupa City
8805-9935, 8805-9940
sdo.muntinlupa@gmail.com
deped-muntinlupa.com

087



GIRL SCOUTS OF THE PHILIPPINES

National Headquarters

Manila

NHQ CIRCULAR No. 2

Series of 2025

TO : REGIONAL EXECUTIVE DIRECTORS, OFFICER-IN-CHARGE AND
COUNCIL EXECUTIVES

RE : **WORLD THINKING DAY (WTD) 2025**

DATE : JANUARY 8, 2025

World Thinking Day is a special occasion that brings together Girl Guides and Girl Scouts from around the world to celebrate our shared values, friendship, and commitment to making the world a better place. On February 22, 2025 we:

- Celebrate World Thinking Day and be one in ten million!
- Be inspired by the history and impact of our global Movement
- Connect with the worldwide sisterhood of Girl Guiding and Girl Scouting
- Take action and speak out on issues we most care about
- Make a difference by contributing to World Thinking Day Fund for projects around the world.



This year, the focus of **World Thinking Day 2025** is on the theme "**Our Story**", it invites us to reflect on the rich history, symbolism, and values of the World Association of Girl Guides and Girl Scouts (WAGGGS). It gives us the opportunity to explore what it has meant to be a Girl Guide or Girl Scout over the years, celebrating the journey we have taken together as a global sisterhood. We are encouraged to look back at our past achievements, reflect on the present-day impact of our movement, and envision the future we want to create. Through this theme, we are reminded that each of us plays a part in shaping the ongoing story of Girl Guiding and Girl Scouting—creating a future where every girl feels empowered, safe, and free to be her true self.

WTD activity pack can be adapted to suit delivery in an online environment. If you will not able to hold a face-to-face meeting, you can either select activities that have been labelled as online friendly or adapt the activity to suit your needs in the online space. There is also an information to support those who will be holding activities predominantly offline or who will not able to use some online tools.

In this regard, we encourage Girl Scouts from Regions and Councils to celebrate the joint birthday of our founders Lord Robert Baden Powell and Lady Olave Baden Powell by holding a WTD Ceremony and participate in the WTD activities to earn the WTD badge by adapting the attached suggested activities (Attachment A) and materials. Digital copy of the WTD Activity is also available for download through this link <https://campfire.wagggs.org/topic/world-thinking-day-2025-activity-pack>.

The pack is divided into four sections.

- **Part One: Our Past** - Reflect and learn more about the history of Girl Guiding and Girl Scouting.
- **Part Two: Our Present** - Feel connected to Girl Guides and Girl Scouts by participating in activities from current programs in WAGGGS and Member Organizations.
- **Part Three: Our World Centers** - Discover more about 5 World Centers, learning about the global movement of WAGGGS.

- **Part Four: Our Future** - Take part in a special activity to celebrate World Thinking Day, joining a global action to spread the guiding light and look towards the future of the Girl Guide and Girl Scout movement.

In order to earn the 2025 WTD badge, please follow these three-simple steps:

- 1) Create a brave space - Follow the steps on the previous page to create an environment where everyone is valued and able to fully participate. Everyone should feel included, respected, and heard as they bravely stand up for what they believe in and tackle difficult issues.
- 2) Choose one activity from each section (4 activities total).
- 3) Take part in the final activity and share your amazing messages to the future on your Facebook Account and tag GSP Official Facebook Page at <https://www.facebook.com/girlscoutsofthephilippines> using **#GSP_WTD2025** **#GSP_OurWAGGGSStory**.

Together we can create a more prosperous future where all girls thrive in a world free of poverty.

Please submit your report to the National Headquarters, Program Division at email address nhqprogram@gmail.com by using the World Thinking Day Celebration Report Form (Attachment B) along with action photos and narrative report on or before **March 30, 2025**.

WTD badge will be made available at the National Equipment Service. Please fill out the attached WTD badge pre-order form (Attachment C) and submit the form at email address gspnhqnes@gmail.com.

We look forward to your active participation in this year's WTD celebration.

Happy World Thinking Day!



ROSELYN B. DAVADILLA
National Executive Director

Encl: a/s

cc: Central Board Members

Program Committee Members

Council Presidents

National Program and Training Centers

NHQ Senior Staff

Philippine Amateur Radio Association, Inc.

“Real change, enduring change, happens one step at a time.”

Ruth Bader Ginsburg

Our Story Our Activity Pack

Table of contents

Welcome to World Thinking Day	Acknowledgements	2
Our Present	2025: Our Story	5
	2025: Our Friendship	5
	2027: Our People	5
	2026: Our Future	5
	How to use this pack as a leader	6
	Brave Space – how to facilitate it	6
	Get prepared	7
	Utilising the Leadership Mindsets	8
	Revisiting Our Story	9
	Scouting in Guiding and Girl Scouting	10
	This year's activity pack	12
	Prepare to play the WTD 2025 board game	13
	Board Game Instructions - Rules & Guidance	14
Our Story	Instructions for setting up Board Game [If not using printed template]	15
	How to Play	15
	Activity Guide	16
	World Thinking Day Fun!	15
Our Past	1. Time Travellers	20
	2. Guiding Through the Trefal (Younger)	21
	2b. Guiding Through the Trefal (Older)	22
	3. History With Actions	24
	4. From our Global to our Local Story	25
	5. Hidden Figures - Leaving Footprints in the Sand	27

World Thinking Day 2025

OUR STORY

Acknowledgements

Special thanks to the World Thinking Day writing team for their creativity, ideas and support in creating this year's pack (in alphabetical order): Emily Aronsson (UK), Anni Finster (Australia), Lee Li Key (Malaysia), Verena Kamberger (Germany), Hira Ghosh (Kenya), Natalie Quinson (Canada), Katie Shiby (UK), Aina Sulas (UK), Francesco Travaglio (Italy).

Coated by Verity Shaw and Nefeli Thorneil.

Designed by Silvana Sumaza DG.

Additional thanks to all the amazing WAGGGS World Centre team and to our staff and volunteers: Mel Rauch, Anli Verhoeven, Amber Raz, Mei Fong, Sue Clough, Aivasa Meresilla.

Special thanks to Catherine Murray and Aiza Halford from Girlguiding UK for collaborating with us for this pack.

World Association of Girl Guides and Girl Scouts

World Bureau
126 Lynton Road - London NW2 4JQ
United Kingdom Telephone
+44 (0)20 7794 1181
Email: info@wagggs.org
Website: www.wagggs.org
www.worldthinkingday.org



Welcome to World Thinking Day

World Thinking Day is celebrated on the 22nd of February every year. It is an opportunity for Girl Guides and Girl Scouts to celebrate the global movement of the World Association of Girl Guides and Girl Scouts (WAGGGS) by connecting with one another and celebrating International Friendships. It is a chance to learn and take action on global issues by supporting local communities, alongside fundraising to support over 10 million Girl Guides and Girl Scouts around the World.

We have been celebrating World Thinking Day since 1926 when it was first held to be a day of international friendship at the fourth WAGGGS World Conference in the USA. February 22nd was chosen because it is the birthday of two significant figures in Girl Guiding and Girl Scouting history; Olive Baden-Powell, the first World Chief Guide, and Robert Baden-Powell, founder of the Boy Scout Movement.

Over the next 4 years we will celebrate:

2025: Our Story

This year, we will be reflecting on the spirit and values of WAGGGS, exploring what it has meant to be a Girl Guide or Girl Scout over the years.

2026: Our Friendship


Celebrating 100 years of World Thinking Day. This is a day to be curious and creative by forming meaningful connections with our sisters in Girl Guiding and Girl Scouting and beyond.

2027: Our People

Highlighting the trailblazers of the Movement. We will look at the lives of the leaders of our Movement, and explore how we can create more spaces to ensure we can all grow and thrive together.

2028: Our Future

Marking 100 years of WAGGGS - lets celebrate! Explore our vision and ready to dream and create the future of WAGGGS together.



How to use this pack as a leader

Below we have included some guidance for leaders and facilitators. Please take time to read, reflect, and actively embed this as a conscious practice when facilitating activities.

We recognise that some topics that are explored in this resource are complex, therefore we want to ensure leaders feel supported and empowered to facilitate these activities. It is important to create a girl-focused, engaging, and brave space.

This brave space should be a supportive and safe environment where every participant feels confident to learn, develop and challenge themselves. It should be:

- Inclusive:** Everyone can meaningfully participate and feels an equal part of the space.
- Empowering:** Everyone feels confident to be themselves.
- Safe:** Everyone is respected and free from discrimination and harm.

Brave Space - how to facilitate it

As a group, create some clear guidelines to encourage openness and respect, agreeing on how the group will uphold them.

Visibly state that your space is safe for all those who wish to participate.

Be aware and mindful of what is happening in your local community and the wider world that may be impacting your group members, ensuring your approach allows all voices to have space to be heard.

Be ready and willing to adapt the resource to your local context and your group's experiences.

Avoid making generalisations when speaking about different issues.

Create a plan to ensure group members feel supported to speak up or seek support if they do not feel safe and communicate this clearly with your group.

Stress the importance of confidentiality.

Our Present	1. Our Window into Girl Guiding and Girl Scouting	29
	2. Our Time Capsule	30
	3. Our Guiding Values	31
	4. Our Offer	32
	5. Our Guide Law: Reflect, Revise, Remagine	33
Our Story	1. Our Chalet - Our Chief's pack	35
	2. Nuestra Cubana - Trying the meal system	36
	3. Sangam	37
	4. K. nafi - Kishafi story/letter challenge	39
	5. Pib Lodge - Our Art, Ourselves, Our World	40
Our Future	Message to the Future	42
Our Story Our Activity Pack	Board Game Designs	45
	Past	
	2a. Guiding Through the Emblem (younger)	47
	2b. Guiding Through the Emblem (Older)	48
	3. History Through Actions	50
	5. Hidden Figures - Leaving Footprints in the Sand	51
	Present	
	3. Our Guiding Values	52
	4. Our Offer	53
	World Centres	
	1. Our Chalet	62
	3. Sangam	64

Get prepared

- Ensure that you use the non-formal education method to create an experience that is relevant, exciting, accessible, and learner-led! To learn more, visit [here](#).
- As a group, decide which activity they want to complete in each section.
- Consider working in smaller groups for some activities.
- Plan time during and at the end of the activities for discussion and reflection.
- Encourage and support group members to lead when planning and facilitating activities where appropriate.
- Allow changes to accommodate the interests and needs of all group members.

Staying Safe Online

Some of the activities in this pack can be completed online depending on your group and their needs. It is important to make sure your participants feel protected in the virtual world. Follow [this link](#) for more information.

How to access and use Campfire

Follow [this link](#) to access the campfire page.

You do NOT need to create an account to access resources and use Campfire.

Throughout this pack, you can take activities further by utilising this online platform.




Utilising the Leadership Mindsets

In WAGGGS, leadership is a shared journey empowering us to work collaboratively, encouraging positive change for ourselves, our communities, and the wider world.

Being a good leader means actively developing your understanding of different contexts, bringing together different knowledge, and utilising this to collaborate with others to make a difference. So if you are able to reflect and embed the following 6 leadership mindsets in all you do – that is one step you can take to become a better leader for yourself and the participants you will be supporting in the activities.

- Reflective**
- Worldly**
- Collaborative**
- Creative and Critical**
- Gender Equality**
- Responsible Action**



Being a good leader means actively developing your understanding of different contexts, bringing together different knowledge, and utilising this to collaborate with others to make a difference.

Reflect and reflect on your experiences and their impact, develop self-analysis, ensures an ongoing process to support change.

Understand the different contexts, interconnected, and how they affect each other, bring all contexts, demonstrate empathy, avoid using stereotypes, and a step to address the wider world.

Bring together different perspectives and make a shared, collective effort.

First requirement to generate and make a successful goal is to establish clear and specific goals.

Challenge previous stereotypes, set goals or the impact, on individuals, values, life of your group, and globally, feel empowered to overcome barriers and achieve gender equality to all.

Identify and evaluate others to be a good leader, acknowledge and support positive change.

Revisiting Our Story

In this pack, we will be reflecting on stories from our Movement's history. Scouting began in the United Kingdom in 1907, with the Girl Guides officially forming there in 1910. Even before the formation of The Guide Association, groups of Girls already existed in Australia, Canada, Denmark, Finland, New Zealand, and South Africa. You can learn more about the history [here](#).

One of the main ways our Movement spread between countries was through colonialism. Colonialism is when a country takes control of another country often by sending people to live there and rule over the local people. The country that takes control is called a coloniser, and the country that is controlled is called a colony. Colonialism often involves taking resources and changing the way people in the colony live and work. It can lead to many problems, like unfair treatment and loss of local cultures.

Colonialism had a real impact on the early days of the Movement, and how many national Girl Guide and Girl Scout organisations formed and developed, and it still has an impact on our Movement today. By learning more about the effects of colonialism, we can acknowledge and reflect on our full story. This will help us see the steps we can take to ensure the experiences and voices of every culture are represented, heard and understood, placing them at the centre of all we do – now and always.

Colonialism and its legacy is a very complex topic. We encourage you to visit the [WTD Complete pack](#) to explore diverse perspectives, shared resources and ways to prepare for discussions that may occur, depending on your context.

In the WAGGGS Global Strategy, we committed to becoming a 'sustainable, girl and young woman-led organisation' involving Member Organisations to create an inclusive Movement where every girl and young woman feels empowered, safe and confident to change her world. We have been taking steps to better understand and address structural inequality, power structures, and diversity issues. The World Thinking Day, we begin to act on our commitment.

Take a fresh look at our history and use what we learn to interrogate who we are, what we do and how we relate to all our members with awareness of the historical legacies of racism and colonialism. We will use an intersectional, inclusive approach to decolonise the WAGGGS Global team's work, and ensure both what we do, and the stories we tell, reflect and role model to Member Organisations the inclusive and anti-racist Movement we intend to be.

© World Association of Girl Guides and Girl Scouts 2025. All rights reserved. This document is for personal use only. No part of this document may be reproduced, stored in a retrieval system, or transmitted in any form or by any means, electronic, mechanical, photocopying, recording, or by any information storage and retrieval system, without the prior written permission of the World Association of Girl Guides and Girl Scouts.

From Sangam Mandala to Your Mandala

Outcome

- Understand what Mandala are and what they represent
- Learn more about Sangam through the Mandala
- Reflect on their Girl Guide and Girl Scout Journey


Ask participants if they have seen these types of images before.



Mandalas (meaning Circle in Sanskrit) represent a journey, usually starting from the outside through layers to the inner core. It's an object of meditation and reflection.


Preparation

- Download copy of Sangam Mandala
- Each participant should have:
 - Print paper
 - Pen or Pencil
 - Colour of pencil or felt-tips



On October the 16th 2026 Sangam World Centre will celebrate its 60th birthday - our diamond jubilee! They are honouring 60 years of changing the lives of Girl Guides and Girl Scouts. This Mandala created by Julie Thomson (Girl Scout USA) is our symbol of the movement towards this celebration.

From Sangam Mandala to Your Mandala



This Mandala represents Sangam's journey starting from the circles on the outside edge, through different experiences at Sangam to Girl Guides and Girl Scouts united as one at the Sangam symbol in the centre.

The elements of the Mandala are the Sangam (the WAGGS logo, 50th flower, Singapore (the Sangam mascot), Indian and World center, medals and yokes). These images collectively form one beautiful Mandala. Similar to our Guide/Scouting experiences - connecting us through the global movement. Get participants to think about their own journey. What images represent this?

- Consider what makes you feel part of the global movement? Have you made new friends or lost a new friend? How do you connect with our local communities? What symbols represent the movement and your experiences?
- Participants can now create their own Mandala, individually or as a group.

Share your Mandala and what it represents on social media. Don't forget to tag WAGGS and Sangam!



Sangam's headq in Pune, India. It has been a WAGGS World Centre since 1966. This building was selected due to its rich cultural history, strong educational links, convenience and proximity to Mumbai (India).

DID YOU KNOW?

The state of Maharashtra in India is one of the most diverse states in the world. Click here to connect with Sangam.

Take It Further

Use your own Mandala to create a story or poem. You can also use it to create a song or dance.

Take It Online

Use any online graph or drawing tool to create your own Mandala.

Tips

For your participants, the challenge is to use their own Mandala to create a story or poem.

Kusafiri storyteller challenge

Outcome

- Practice their storytelling and communication skills
- Reflect on how we've lived our lives and what we've learned

Preparation

- Each person will need a variety of talking notes for their story on a piece of paper and a pen or pencil.

- Read about the following two leaders' events: Suzanne's (South Africa) and her many journeys in our life, or either it's an amazing journey to her personal journey to one of WAGGS World Centres. In this activity you'll use your imagination to tell a story about a... (I can't find the text in the image, so I'll skip this part).
- After the participants have finished their stories they should get together in small groups and share their stories with each other.
- Encourage a group discussion: What did you think of the other people's stories? Why do you think the story was different to yours? The person facilitating can prompt the group to think about the unique person the participants bring and how our life stories are all very different.

DID YOU KNOW?

Kusafiri has been located in the Africa Region since 2014 and is currently based in Ghana for the next 5 years. It is a French and English speaking organization. It has been based in 8 different countries: Ghana, South Africa, Rwanda, Kenya, Nigeria, Benin, Malawi, and Tanzania.

Take It Further

Get the participants to create and perform their own stories. They can use their own Mandala to create a story or poem.

Take It Online

Use any online graph or drawing tool to create your own Mandala.

Tips

For your participants, the challenge is to use their own Mandala to create a story or poem.

Our Ark, Olive House, Pax Lodge

Outcome

- Learn about Pax Lodge and its predecessors

Preparation

- Everyone needs a chair
- 30 to 40 chairs facing outwards

- Begin by asking about the following information: Pax Lodge is not the first London-based World Centre. Our Ark opened in 1929, just before the outbreak of World War I. Our Ark was built on the site of the 1930s Our Ark. Pax Lodge was built on the site of the 1930s Our Ark. Pax Lodge was built on the site of the 1930s Our Ark.
- The location should give each person the name of a London World Centre: Our Ark, Olive House, Pax Lodge. It is important that there are an equal number of people with the same name.
- Tell everyone which direction to sit in around the circle. When everyone is seated, call a name. Everyone with that name stands up and runs around the circle. They should keep running until told to go home.
- Use the instruction "go home" they return to their seat. However, they must not stop running in the same direction they must not turn around and run back.
- The last person back to their seat is out and they need to turn around to face forwards and no longer run when their world centre is called.

Take It Further

Ask participants to create a story or poem about their world centre. They can use their own Mandala to create a story or poem.

Tip

Make sure the participants are sitting in a circle. They should keep running until told to go home.



Pax Lodge is based in London. It has changed its name over the years from beginning as Our Ark in 1929, then into Olive House in 1959 and then Pax Lodge in 1991.

DID YOU KNOW?

The name was changed to Pax Lodge as it was the name of the building. Pax Lodge is based in London. It has changed its name over the years from beginning as Our Ark in 1929, then into Olive House in 1959 and then Pax Lodge in 1991.

Click here to connect with Pax Lodge.

Our Future

In this section, you will look towards the future and envision what you think the WAGGS movement will look like in the years to come!

"I am no longer accepting the things I cannot change. I am changing the things I cannot accept."

Angela Davis

Message to the Future

Outcome

- Share a message to the Girl Guides and Girl Scouts of the future
- Explore and reflect what you want the movement to look like in the future

Preparation

- Rope
- Pegs
- Pens
- Paper

- Set up rope in your space. Attach pegs along the rope. Make sure that this is set up above the ground.
- Give each participant a piece of paper and a pen.
- Get the participants to write/draw on their paper what they want to share with Girl Guides and Girl Scouts of the future. They can make up their own or use the following prompts for support:
 - "Girl Guides and Girl Scouts will be..."
 - "The future looks like..."
 - "I hope that..."
- Once they have written or drawn their ideas, they will attach it onto the rope.
- Finally, have a picture and share your amazing messages to the future using #WAGGS2025 for WAGGS story and tag @waggsworld.

Take It Further

Use your own Mandala to create a story or poem about your world centre. They can use their own Mandala to create a story or poem.

Tip

Make sure the participants are sitting in a circle. They should keep running until told to go home.

Congratulations for completing this activity pack!

Happy World Thinking Day!

Follow this link to order your badge!

Fill us about what you think, find the evaluation form in WTD Campaign space.

We will be recruiting members to work on next year's WTD resource, stay tuned for more information on our socials!

Follow WAGGS on social media:

- #WAGGSworld
- @waggsworld
- @waggsworld

#WTD2025 #OurWAGGSStory

WAGGS FOR THE WORLD

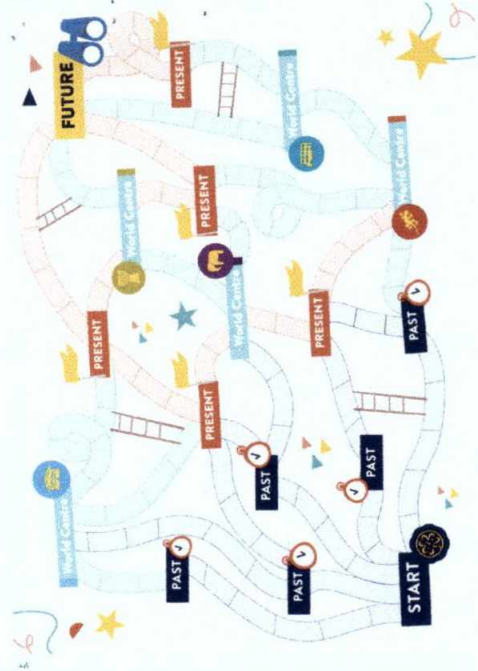
Appendix

BOARD GAME

OUR STORY FUTURE


World Thinking Day 2025

WAGGS FOR THE WORLD



Appendix

OUR PAST Guiding Through the Emblem (Younger)



Appendix

OUR PAST Guiding Through the Emblem (Older)



Appendix

OUR PAST Guiding Through the Emblem (Older)



Appendix

OUR PAST History through Actions

On 1 April 1922, 20 young girls met together in a room in the Girl Scout's Present World Emblem. The room was the same as Robert Baden-Powell's Map of the World.

All 20 girls were the local 'Scouting for Girls' and were members of the 'Future Centres' in the same town. They were the first girls to meet together to discuss the world.

Robert Baden-Powell's wife, Agnes Baden-Powell, was the first to suggest that the girls should meet together to discuss the world. She was the first to suggest that the girls should meet together to discuss the world.

Agnes Baden-Powell's idea was to have a 'World Thinking Day' where girls from all over the world would meet together to discuss the world. This was the first time that girls from different countries met together to discuss the world.

Agnes Baden-Powell's idea was to have a 'World Thinking Day' where girls from all over the world would meet together to discuss the world. This was the first time that girls from different countries met together to discuss the world.

Robert Baden-Powell's wife, Agnes Baden-Powell, was the first to suggest that the girls should meet together to discuss the world. She was the first to suggest that the girls should meet together to discuss the world.

Twenty years later, Robert Baden-Powell and Agnes Baden-Powell made a plan to have a 'World Thinking Day' where girls from all over the world would meet together to discuss the world. This was the first time that girls from different countries met together to discuss the world.



Appendix

OUR PAST Hidden Figures - Leaving Footprints in the Sand

Appendix

OUR PRESENT Our Guiding Values



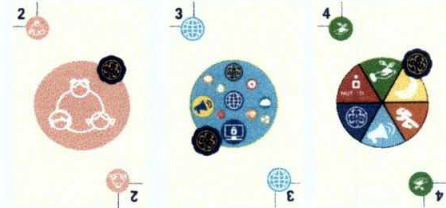
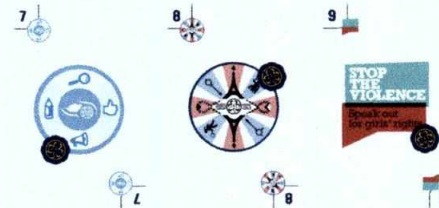
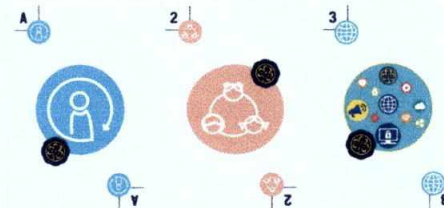
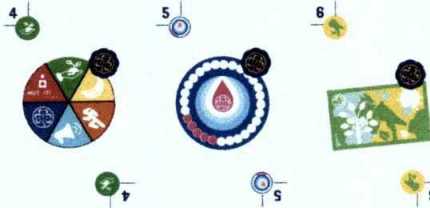

Appendix

OUR PRESENT Our Offer



Appendix

OUR PRESENT Our Offer



In 1921, Our Chale became the first WAGGGS Area Centre. To find out more information about Our Chale's Past, click on the link below.

OUR FOUNDER

Helen Storrow a Girl Scout leader from the USA came to create the money for the construction and the first four years of operation of the World Centre as long as it was built in Switzerland. The World Centre was agreed and approved a Swiss Scout, Ida Maria Kerschbaum, who was known to help Helen Storrow find the perfect location in Switzerland.

CHOOSING A SITE

Helen Storrow a Girl Scout leader from the USA came to create the money for the construction and the first four years of operation of the World Centre as long as it was built in Switzerland. The World Centre was agreed and approved a Swiss Scout, Ida Maria Kerschbaum, who was known to help Helen Storrow find the perfect location in Switzerland.

In June 1923, Helen and Helen Storrow went to the village of Sion, Switzerland, to find a site for the World Centre. They were looking for a site that was beautiful, healthy, and had enough space for a building. They found a site in the village of Sion, Switzerland, which was perfect for the World Centre. The site was beautiful, healthy, and had enough space for a building. They found a site in the village of Sion, Switzerland, which was perfect for the World Centre.

Helen Storrow had chosen a site in the village of Sion, Switzerland, which was perfect for the World Centre. The site was beautiful, healthy, and had enough space for a building. They found a site in the village of Sion, Switzerland, which was perfect for the World Centre.

Helen Storrow had chosen a site in the village of Sion, Switzerland, which was perfect for the World Centre. The site was beautiful, healthy, and had enough space for a building. They found a site in the village of Sion, Switzerland, which was perfect for the World Centre.



But of course, from a site, you need a building. The site was beautiful, healthy, and had enough space for a building. They found a site in the village of Sion, Switzerland, which was perfect for the World Centre.



The building of Our Chale


Three months later, the construction of the building was finished. The building was finished on 21 December 1923. It was a beautiful building, and it was the first of its kind. The building was finished on 21 December 1923. It was a beautiful building, and it was the first of its kind.

During her visit, Helen Storrow also said that she would like to live in the building when she came to stay and to work for our girls. She also said that she would like to live in the building when she came to stay and to work for our girls.

On 21 July 1923, Our Chale was officially opened by the World Centre's first leader, Helen Storrow. The building was finished on 21 December 1923. It was a beautiful building, and it was the first of its kind.

The 'C' in 'C' World Centre, Balmuccia, was built and the building was finished on 21 December 1923. It was a beautiful building, and it was the first of its kind.







GIRL SCOUTS OF THE PHILIPPINES
National Headquarters
Manila

WORLD THINKING DAY CELEBRATION 2025
February 22, 2025



Council: _____

REPORT FORM

ACTIVITIES UNDERTAKEN	TROOP NO.	AGE LEVEL	NO. OF GIRLS
February 22 -			
Activities:			
<i>Part 1: Our Past</i>			
<i>Part 2: Our Present</i>			
<i>Part 3: Our World Centers</i>			

